



Dear NFCHS Parent,

During the 2018-2019 school year, the High School will be implementing Canvas. Canvas is a learning management system (LMS) that will be used by teachers to make announcements, post assignments, and share curriculum. Canvas is a way for teachers to share information with students and parents. Since Canvas will replace the high school teacher websites, it will be the main source of information for student progress. In school, students have been shown how to create a *Pair the Observer* code for parents and guardians, which will give you access.

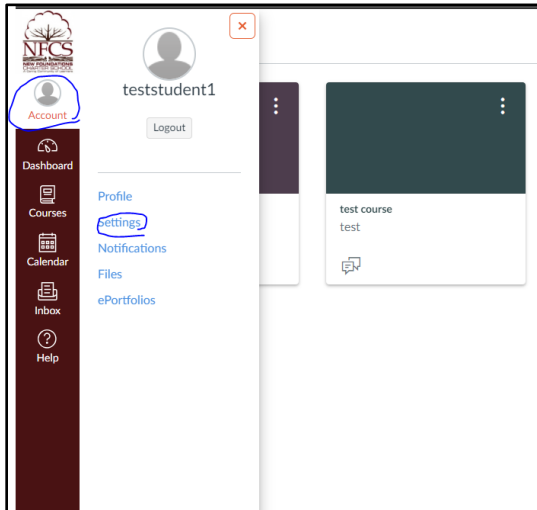
Below are steps outlining how your child will create a *Pair the Observer* code. This code will expire within 24 hours and a new code will have to be generated by your child in order for you to access their courses. Please feel free to reach to your student's adviser if you have any questions or concerns.

Sincerely,

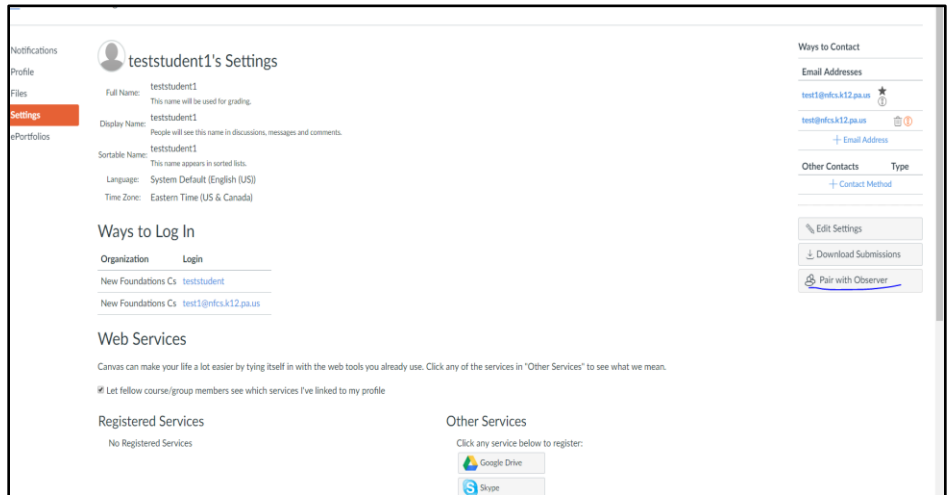
Bryan Persons, M.Ed., MLT
K-12 STEM Specialist
New Foundations Charter High School
(215) 344-6410 | bpersons@nfcs.k12.pa.us

-----Instructions Below-----

Each student will log onto canvas at this link: <https://nfconline.instructure.com/login/canvas>



1. Click account and then click on Settings



2 Click, *Pair the Observer* to create the code

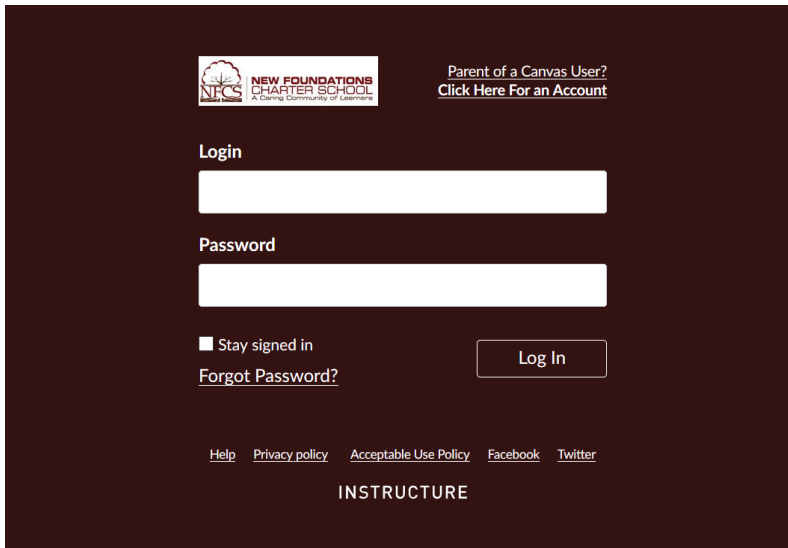
Student will write the code here: _____

Parents will sign onto Canvas, using the *Pair the Observer* code on the previous page. Follow these instructions to sign onto Canvas to gain observation access to all of your student's classes

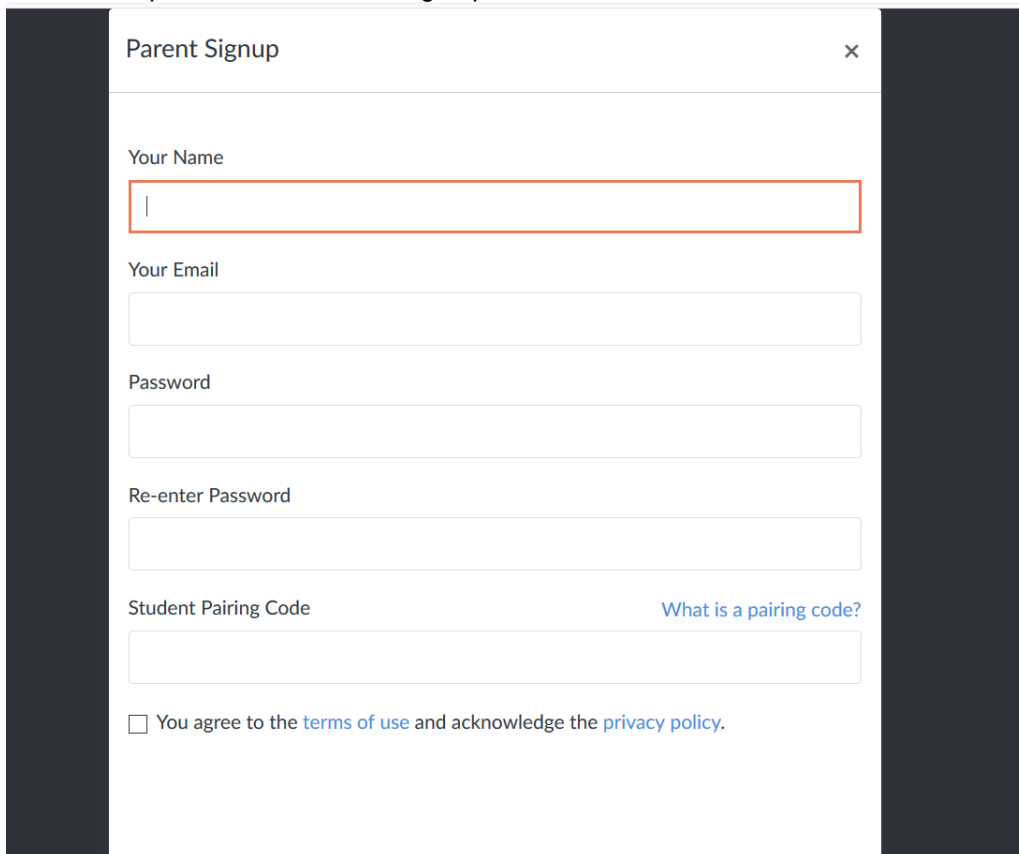
1. Log in using this link

<https://nfcsonline.instructure.com/login/canvas>

- Click on > Parent of a Canvas User?



2. Fill in the parent information to sign up



3. Fill in the Student Pairing Code with *Pair the Observer* Code from the letter